

## Firmware Upgrade Procedure

Please completely follow the firmware upgrade instructions below to successfully upgrade the switch firmware.

Firmware	
Model Name	TPI-06
Current Firmware	1.1.0.13
Firmware Upgrade	
<input type="button" value="Choose File"/> No file chosen	<input type="button" value="Upload"/>

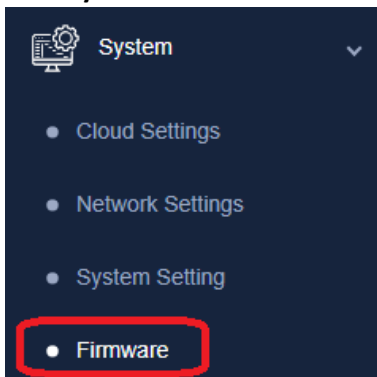
1. Save the downloaded firmware file to your computer.
2. Extract the zip file contents to your computer and not the directory where the files were extracted.
3. Open your web browser.
4. In the web browser's address bar, enter the IP address of the switch and press Enter key (Default IP address: 192.168.10.80)



5. Enter the user name and password and click Login to log into the web smart switch management page. (Default User Name: admin / Default Password: admin)

A screenshot of the TrendNet TPI-06 login page. The page has a dark blue background. At the top, it says 'TRENDNET' and 'TPI-06'. Below that, there are two input fields: 'Username' and 'Password'. The 'Password' field has a toggle icon (an eye with a slash) to its right. At the bottom, there is a blue 'Login' button.

6. Click **System** on the left hand menu and click on **Firmware**.

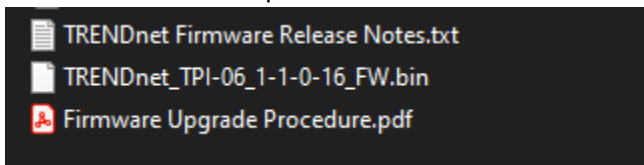


7. Click **Choose File**.

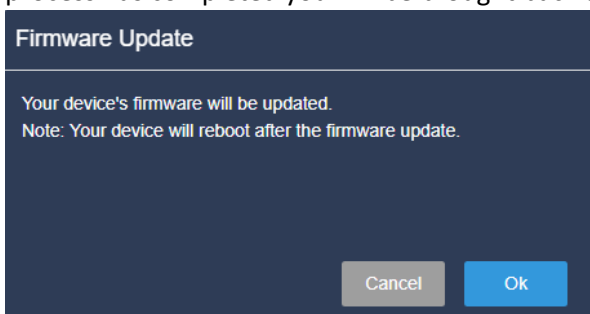
#### Firmware Upgrade

Choose File No file chosen Upload

8. Navigate to the folder on your computer where the downloaded files were extracted and select the firmware file to upload. The firmware will have a file extension of **.bin**.



9. After you have selected the correct firmware file, click **Open** and click **Upload**. If prompted, click **Yes** or **Ok** and wait for the firmware upgrade process to complete. When the firmware upgrade process has completed you will be brought back to the switch's management page login.



Please note the following:

- Do not interrupt the firmware upgrade process. Do not turn off the device or push the reset button during the firmware upgrade.
- If you are upgrading the firmware using a laptop computer, ensure that the laptop is connected to a power source or ensure that the battery is fully charged.
- Disable sleep mode on your computer as this may interrupt the firmware upgrade process.
- Do not upgrade the firmware using a wireless connection, only use a wired network connection.
- Any interruptions during the firmware upgrade process may permanently damage your switch.